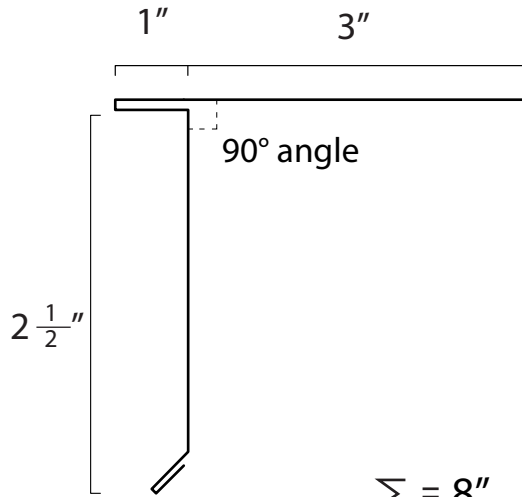


Σ = Girth

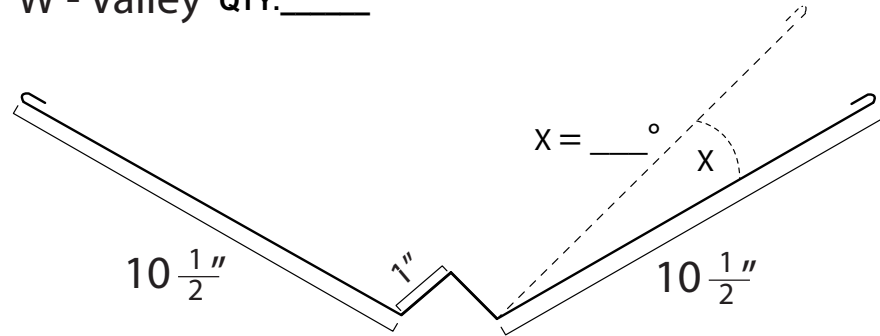
# Standing Seam Accessories Page 1

Gable Starter QTY: \_\_\_\_\_

Sheets Used:



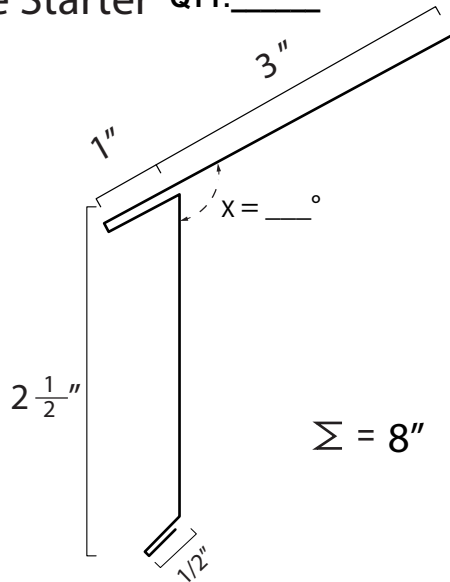
W - Valley QTY: \_\_\_\_\_



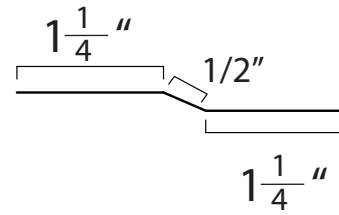
Σ = 24"

X  $\frac{12}{\text{Roof Pitch}}$

Eave Starter QTY: \_\_\_\_\_



Starter Cleat QTY: \_\_\_\_\_



Σ = 3" —

## MATERIAL

- ☐ Aluminum Kynar .032 or \_\_\_\_\_ ☐ Color \_\_\_\_\_
- ☐ Galvanized G-90 24 Gauge
- ☐ Stainless Steel Type 304
- ☐ Painted Steel Kynar 24 Gauge ☐ Color \_\_\_\_\_
- ☐ Copper 16/20 oz or \_\_\_\_\_
- ☐ Patina 3000 16/20 oz \_\_\_\_\_
- ☐ Brown Copper 16/20 oz \_\_\_\_\_ ☐ Light ☐ Dark
- ☐ SMS Stainless 24G \_\_\_\_\_
- ☐ Zinc \_\_\_\_\_

## CUSTOMER APPROVAL

☐ Approved for Fabrication

Authorized Customer Signature \_\_\_\_\_

Job Address: \_\_\_\_\_

PO #: \_\_\_\_\_

Date Ordered: \_\_\_\_\_

Order taken by: \_\_\_\_\_

Phone #: \_\_\_\_\_



**CHICAGO METAL SUPPLY**

and fabrication, inc.

*For a Timeless Look*

4940 W. Grand Ave. P: (773) 227-6200

Chicago, IL 60639 F: (773) 227-1700

info@chicagometalsupply.com

Completed By: \_\_\_\_\_

Estimate #: \_\_\_\_\_